

S

HORYUDO

CHUBU,
JAPAN

昇龍道

Trip to go by
Train & Bus

立山黒部
アルペンルート

Tateyama
kurobe
Alpine
Route

SHORYUDO



高山
Takayama

白川郷

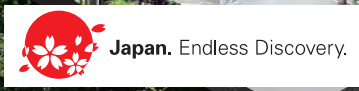
Shirakawa-go

松本

Matsumoto

木曾

Kiso



Beautiful Nature, Delicious Food and Many Japanese Styles

Japan's Chubu region has many diverse sightseeing spots. One of the most popular of these is the Tateyama Kurobe Alpine Route, with its beautiful nature set against a stunning landscape. Why not enjoy the spectacular views of the Alpine Route by train? While enjoying the views from the window, you can visit major attractions in the Chubu Region by stopping off at will along the way.

Travel with the Tateyama Kurobe Alpine Ticket!

For individual travelers, the Tateyama Kurobe Alpine Ticket is recommended for the Tateyama Kurobe Alpine Route. This is a special round-trip excursion ticket that combines tickets for JR trains and different forms of transport on the Alpine Route. It lets you conveniently stop off at attractions along the way.

What sort of ticket is this?

This is a round-trip ticket for travel originating in Nagoya through the Tateyama Kurobe Alpine Route, the approximately 90-km spectacular route through the steep peaks of the Northern Alps connecting Toyama, located along the coast of the Sea of Japan, and Omachi, located in the Shinshu region. The ticket includes travel on JR Line trains connecting Nagoya with Toyama and Shinano-Omachi, the starting and ending points of the Alpine Route, and visitors may get off and on as many times as they wish (with certain restrictions). The ticket allows use of reserved seats on the ordinary cars of the limited express trains available for the round trip to and from the Alpine Route, and along certain sections of the route, visitors can get off and on as many times as they wish as long as they do not backtrack.

Choose from two routes

Between Nagoya and Toyama, two routes are available: the Hida Course on the Takayama Line (use of the Limited Express *wide view Hida* available), and the Shirasagi Course on the Hokuriku Line (use of the Limited Express *Shirasagi* available). Between Nagoya and Shinano-Omachi, both of these use the Chuo and Oito Lines (use of the Limited Express *wide view Shinano* available). For each of these two routes, you can choose either Nagoya → Toyama → Shinano-Omachi → Nagoya, or the other direction, from Nagoya → Shinano-Omachi → Toyama → Nagoya.

Why is this convenient for travel in the Chubu Region?

A benefit of the Tateyama Kurobe Alpine Ticket is that as long as you do not backtrack, you can get off not only on the Tateyama Kurobe Alpine Route, but in the following areas: between Gifu and Hida Furukawa on the Takayama Line, between Nakatsugawa and Seba on the Chuo Line, and between Matsumoto and Shinano-Omachi on the Oito Line. In this section are Takayama, Gero, Matsumoto, Kisoji, and other sightseeing locations famous in the Chubu region. This ticket lets you enjoy most of what the Chubu Region has to offer, including the Tateyama Kurobe Alpine Route.

■ Limited Express Wide View Hida
■ Limited Express Wide View Shinano
■ Limited Express Shirasagi
■ Hokuriku Shinkansen

■ Period sold: April to late November (2015, April 1 to November 23)
■ Period of validity (2015): April 16 to November 30 - ticket cannot be used between April 27 to May 6, and August 11 to 20 / Valid for 8 days from start of travel
■ Tickets sold at: Main JR stations around Nagoya, and large travel agents

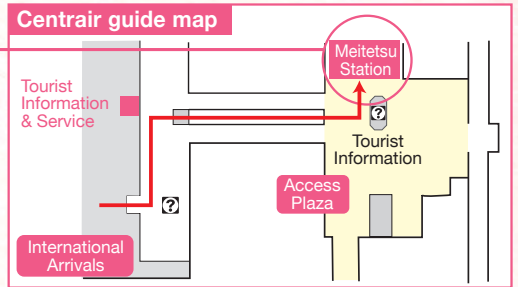
Price (Departure from Nagoya)		
Course	Adult	Child
Hida Course	¥18,610	¥9,360
Shirasagi Course	¥21,850	¥10,970

*This ticket does not cover travel between Chubu Centrair International Airport and Nagoya. A separate ticket will be required.

Details of the tickets are shown on the last page.

From Chubu Centrair International Airport to JR Nagoya Station

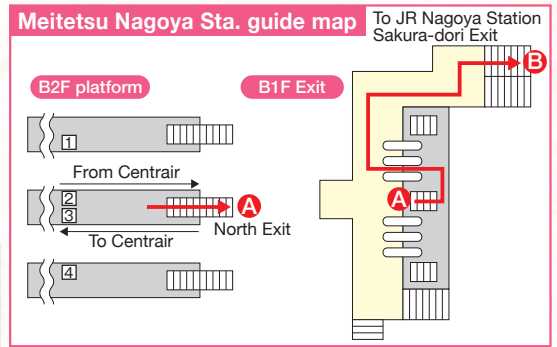

When using the Tateyama Kurobe Alpine Ticket, the starting point is JR Nagoya Station. After arriving at Chubu Centrair International Airport, travel to Nagoya. Use the Meitetsu Limited Express Line to travel from Chubu Centrair International Airport within the airport access plaza to Nagoya Station. The μ SKY takes 28 minutes, and the limited express 35 minutes to travel from Chubu Centrair International Airport Station (within the airport access plaza) to Nagoya Station. Tickets are ¥870, and when using the μ SKY and the special first class cars of the limited express, a separate fee of ¥360 will also be charged. The price of the ticket from the airport to Nagoya Station is not included in the Tateyama Kurobe Alpine Ticket.



From Meitetsu Nagoya Station to JR Nagoya Station


Meitetsu Nagoya Station and JR Nagoya Station adjoin each other. However, Meitetsu Nagoya Station is underground, whereas JR Nagoya is on the surface, so ensure you check guide maps and signs. Using the North Exit is convenient for JR Nagoya Station. After arriving from Centrair International Airport, walk towards the front of the train and climb the stairs to get to the North Exit.

Note: Meitetsu Nagoya Station has an elevator from the platform to the Central Exit.



Buy your tickets at JR Nagoya Station

After arriving at JR Nagoya Station, buy your Tateyama Kurobe Alpine Ticket at the ticket counter. Major international credit cards are also accepted. For reserved seats, please book a reserved seat on ordinary cars for limited express trains for outbound travel when purchasing the ticket. For the return train, please make a request at the time of purchasing the ticket or at the departure station of the ticket, stations in the vicinity, or at major JR stations beyond the Alpine Route (seat reservations cannot be made with seat reservation machines for this ticket). Tickets are in Japanese, so if you have any concerns, please ask station staff.



For a reserved seat, separate reserved tickets are required.



Going to the platform and boarding the train

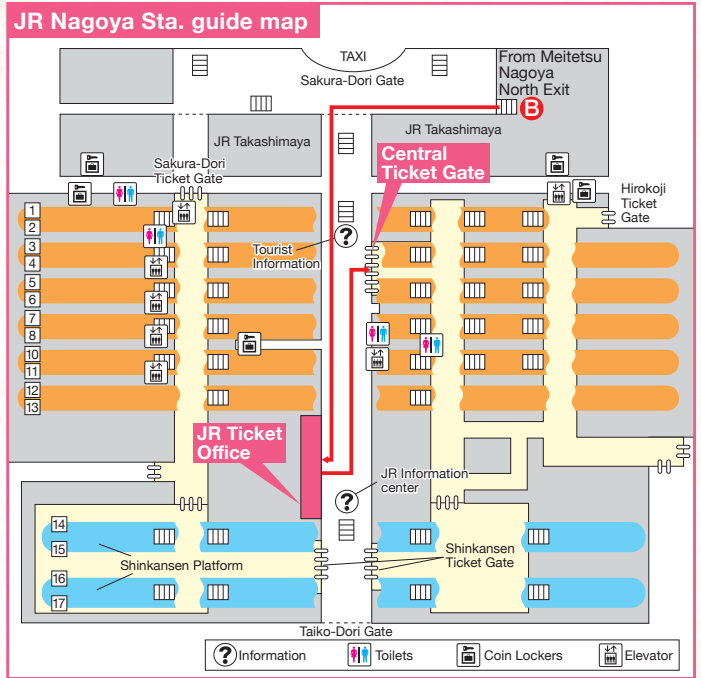
After buying your ticket, as the departure time approaches, pass through the ticket gates and go to the platform. JR Nagoya Station has both Shinkansen and local (non-Shinkansen) ticket gates. Go to the local (non-Shinkansen) ticket gate indicated with "JR Lines." A Tateyama Kurobe Alpine Ticket departing from Nagoya can be used at the



automatic ticket gates at Nagoya Station, Shinano-Omachi Station, Toyama Station, and Kanazawa Station (Shinkansen transfer gate) only. (At other stations, please show your ticket to the ticket inspector at the staffed ticket gate.) After passing through the ticket gates, check from which platform your train will depart, then go to that platform.



Check the notices on each platform regarding the trains and the doors for each car. Please note that the Limited Expresses Wide View Hida and Wide View Shinano do not sell food or drinks on-board. We suggest making purchases of drinks, box meals, and the like from vendors on the concourse or platform.



ROUTE HIGHLIGHTS

Takayama Line

This route starts from Gifu, and then passes through Gero and Takayama to Toyama. From Nagoya, the Limited Express *Wide View Hida* connects directly. From the train, you can enjoy the beauty of canyons along rivers deep in the mountains. The Limited Express *Wide View Hida* makes four round trips to/from Toyama every day, and for the Hida course, it is recommended that you make plans as to where you wish to get off and on.

Chuo & Oito Line

This is the main route linking Nagoya and Nagano. Between Nakatsugawa and Shiojiri, you can enjoy the sights of canyons, and from Shiojiri onwards, views of the Japan Alps. The Oito Line runs between Shinano-Omachi and Matsumoto, and from Matsumoto, change to/from the Limited Express *Wide View Shinano*. Please note that for the Limited Express *Wide View Shinano*, Matsumoto is not its final destination.



You can also get off the train part way through the route. The limited express *Wide View Hida* will stop at stations indicated with . The many appealing sightseeing spots provide more variety for your trip.

Gero 下呂

Gero has been a famous onsen (hot springs) site for more than 1,000 years, and nothing says onsen like a street of ryokan hotels along a river. In the city there are several places offering foot onsens, where visitors can sit and relax, soaking their feet for free.



Gero City Tourist Information www.city.gero.lg.jp/kankou/data/language/e/



Takayama 高山

Dubbed “Little Kyoto,” castle town Takayama is one of Japan’s beautiful ancient cities. Its San-machi district is an old business area where visitors can view the charm of the wooden row houses on narrow streets. Here you can enjoy a range of local products, including famous Hida beef, sake rice wine, and handcrafts.

Takayama City Tourist Information www.hida.jp/english/

World Heritage Site Shirakawa-go 世界遺産 白川郷

One of Japan's UNESCO World Heritage Sites, this farming village is well known for its rows of reed-thatched *gassho-zukuri* (A-frame) houses. The village presents a different face throughout the year — cherry blossoms in spring, rice paddies in summer, and the colors of autumn.

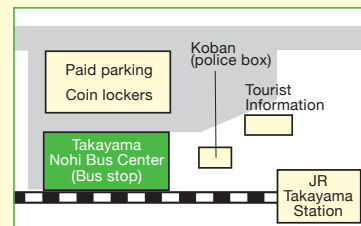


Shirakawa-go Tourist Information <http://shirakawa-go.org/en/>

Access from Takayama

If using a Tateyama Kurobe Alpine Ticket, select the Hida Course for access from Takayama. From Takayama Nohi Bus Center next to Takayama Railway Station, take the Nohi Bus. The bus runs 11 or 12 times a day, and only those four that go through Shirakawa to Kanazawa can be reserved. The ride takes approximately 50 minutes, and costs ¥4,420 for a round trip (if purchased in advance).

Nohi Bus www.nouhibus.co.jp/english/index.html



Toyama 富山

Toyama is the gateway to the Alpine Route and if viewing this in one day, it is a good idea to spend the night in Toyama. Seafood from Toyama Bay is not only renowned but varied. Popular local specialty black ramen is also worth trying.



Toyama City Tourist Guide www8.city.toyama.toyama.jp/kanko/english/

Luggage while sightseeing Luggage Storage at Automatic Coin Lockers

Most major JR and other railway stations in Japan have automatic coin lockers. Most lockers are small-sized, with a limited number of large-sized lockers capable of holding suitcases, available only at main stations. During busy periods, it may be difficult to find an empty locker. Furthermore, small stations such as Narai Station do not have coin lockers. Prices depend on locker sizes: ¥300, ¥400, and ¥500 for small, medium, and large sizes, respectively. Time limits will vary depending on the station, but daily charges will usually apply after the second day.

How to Use

- Put the luggage in the locker. Insert the amount shown. Most lockers accept ¥100 coins only.
- Close the locker and lock with the key.
- Remove the key and take it with you.
- The key will have the locker number on it.

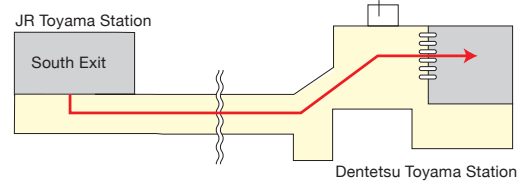
*For lockers at big stations, you should make a note of the locker locations, as there might be several locker areas within the same station.



TATEYAMA KUROBE ALPINE ROUTE

- For the Alpine Route section, present your Tateyama Kubobe Alpine Ticket and receive a ticket for the Alpine Route, and use these together.
- If starting from Toyama — Receive the ticket at Tateyama Station or Dentetsu Toyama Station. At this time, you need to reserve your place on the Tateyama cable car, and the departure time will be printed on your ticket.
- If starting from Omachi — Receive the ticket at Ogizawa Station.
- On this trip, you may alight from the Tateyama Highland Bus at Midagahara and Tengudaira. However, seating on buses is limited, therefore when getting off the first bus, you need to reserve a seat with the driver on the next bus.
- Between Bijodaira and Ogisawa, luggage in excess of 10 kg will incur a separate charge. Each item will be charged ¥100 to ¥300. For details, please ask station staff.

JR→Toyama Chiho Railroad; transfer at Toyama Station



Murodo Station is the terminal for the Highlands bus and tunnel trolley bus, and features a full range of restaurants, coffee shops, and viewing terraces.



Nearby sights

- Mikuri-ga-ike
- Jigokudani
- The Snow Corridor
- Tateyama Tamadono Spring

Murodo

室堂

4

Dentetsu-Toyama

電鉄富山



Tateyama Highland Bus

From Bijodaira, through Midagahara and Tengudaira to Murodo, the bus travels a distance of 23 km in 50 minutes, passing over ranges 1,500 meters in height.



Tengudaira

天狗平

4

1

Toyama Chiho Railroad (CHITETSU)



2

Tateyama Cable Car

The cable car climbs up to 500 meters, and from the windows, you can see piles of special stones called zaimoku-ishi that looks just like rolling lumber.

Tateyama Station

立山駅

Start point for the Toyama, and end point for the Nagano Alpine Route



- Nearby sights
- Shomyou-taki Sightseeing Bus



Bijodaira

美女平

Transfer here between the cable car and the Tateyama Highland Bus.



- Nearby sights
- Bijosugi (Beautiful Woman Cedar)
 - Bijodaira walking track (Bunazaka, Bunadaira)



Midagahara

弥陀ヶ原

Nearby sights

- Midagahara
- Tateyama Caldera Observatory
- Ichinotani
- Shishigahana



Mt. Tateyama 3,015m

Murodo 2,450m

Midagahara 1,930m

Tengudaira 2,300m

Bijodaira 977m

Tateyama Station 475m

Dentetsu Toyama

You may get on an add any multiple times.

Time required (distance)

1
60min.
(34km)

2
7min.
(1.3km)

3
30min.
(15km)

4
20min.
(8km)

5
10min.
(3.7km)

Baggage Delivery Service Across the Tateyama Kurobe Alpine Route

This service forwards your luggage, so you can enjoy the Alpine Route without worry.

When traveling the Tateyama Alpen Route, instead of taking your larger items of luggage along with you, this service sends it ahead for you, so you can fully enjoy your sightseeing. In addition to between Toyama and Omachi, this service also covers the Midagahara Hotel (Midagahara) and Hotel Tateyama (Murodo) within restricted periods.

Baggage deposit and pickup point

Toyama side

Omachi side

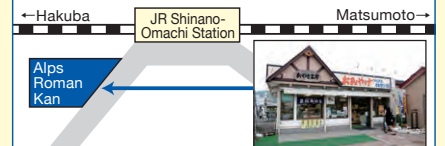
On the Alpine Route

Dentetsu Toyama Station, Tateyama Station Unazuki Onsen and Toyama City Hotels*
Alps Roman Kan (Next to JR Shinano-Omachi Station) Omachi Onsenkyo Hotels*
Midagahara Hotel, Hotel Tateyama

*Service limited to specific accommodation in Unazuki Onsen, Toyama City, and Omachi Onsenkyo.

Charges ¥1,300 to ¥1,800 (differs depending on route section)

Alps Roman Kan next to Shinano-Omachi Station



Tateyama Tunnel Trolley Bus

Overhead wires in the tunnel provide electricity to drive the trolley bus.



Tateyama Tunnel Trolley Bus



Tateyama Ropeway

Daikanbo

大観峰

5

The station juts out over the precipice. The observatory provides an unparalleled view of the Alpine Route.



Daikanbo

6

Kurobedaira

黒部平



Nearby sights

- Kurobedaira Park
- Alpine Plant Observatory



Kurobedaira/Kurobe Cable Car

Kurobe Cable Car

Running through an underground tunnel, it is unaffected by snow.

7

Kurobeko

黒部湖



Kurobeko sta.

Walking along, you can see the picturesque scenery of Kurobe Lake and the magnificence of Kurobe Dam.

Nearby sights

- Lakefront walking path
- Kurobe Lake Cruise Ship Garve
- Kanpa-dani Bridge
- Kurobe Dam

Kurobe Dam

黒部ダム

on foot 8



Kurobe Dam sta.

The road cleared of snow creates The Snow Corrido between Tengudaira and Murodo.

Kanden Tunnel Trolley Bus

Pass through the tunnel dug for transporting construction materials when the Kurobe Dam was built.

9



Kanden Tunnel Trolley Bus

Ogizawa

扇沢



Ogizawa

Start point for the Nagano and end point for the Toyama Alpine Route. A spacious station with a number of restaurants and souvenir shops.



Local Bus

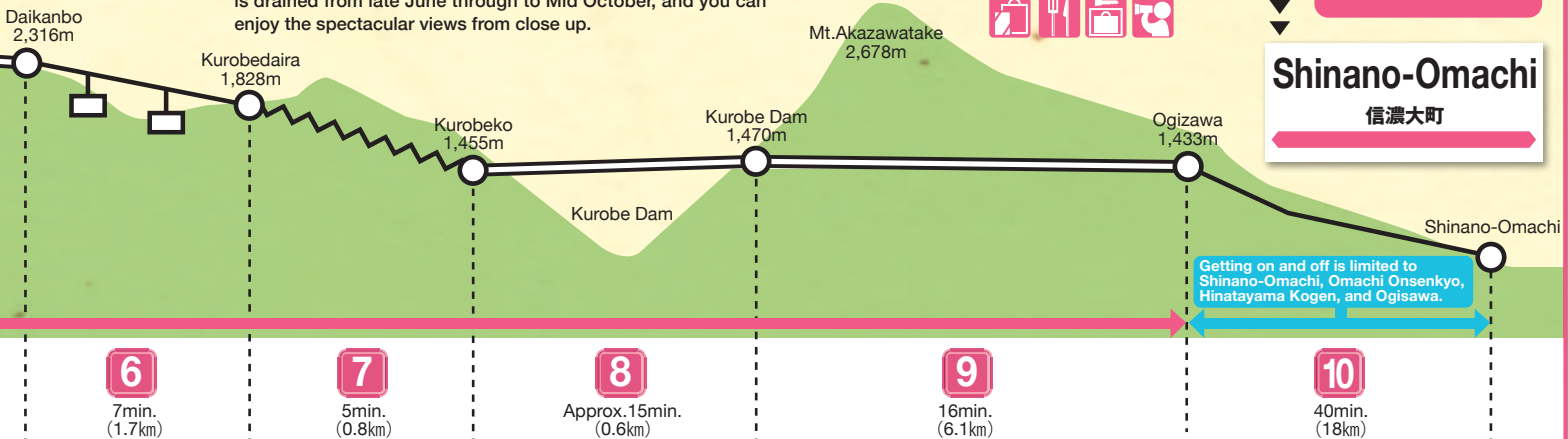
- Alpico Kotsu
- Kita Alps Kotsu

10

Shinano-Omachi

信濃大町

Getting on and off is limited to Shinano-Omachi, Omachi Osenkyo, Hinatayama Kogen, and Ogisawa.



Plan using Centrair/ Nagoya to Tateyama Kurobe Alpine ticket [Hida Course]

DAY 1

AM Arrive at Chubu Centrair International Airport
Take the Meitetsu μSKY to Nagoya Station
Take the JR Limited Express *Wide View Hida* to Takayama

PM Arrive in Takayama
Walking around Takayama; to hotel
Stay overnight in Takayama

Stay overnight in Takayama



DAY 2

Early morning Explore the Takayama Morning Markets

AM From the Takayama Nohi Bus Center, take the Nohi Bus to Shirakawa-go Visit World Heritage Site reed-thatched A-frame houses

PM Take the Nohi Bus from Shirakawa-go to Takayama
Take the JR Limited Express *Wide View Hida* to Toyama
Arrive in Toyama
Walking around Toyama; to hotel
Stay overnight in Toyama

Stay overnight in Toyama

 You can also get off the train part way through the route. The limited express *Wide View Shinano* will stop at stations indicated with . You can transfer to a local train to go to stations at which the limited express does not stop.

Omachi 大町

Omachi is at the Nagano entrance to the Alpine Route. This is a well-known tourist spot at the foot of the Northern Alps. Between Ogizawa and the Omachi town center is the Omachi Onsenkyo (hot springs), where you can enjoy magnificent views of the Northern Alps while soaking away your fatigue from the trip.

Omachi Tourist Association kanko-omachi.gr.jp/english/



Matsumoto 松本

The symbol of Matsumoto is Matsumoto Castle, a national treasure. Its keep is original, and the oldest in Japan, just as it was in the Warring States period 400 years ago. Popular walking spots include Nawate-dori & Nakamachi-dori, the Matsumoto Art Museum, and the Kaichi School Museum.

The *Town Sneaker* bus service is convenient, with four routes within the city.



Matsumoto City Sightseeing Portal <http://welcome.city.matsumoto.nagano.jp/>

Narai 奈良井

One of the main posts along the important Edo Period Nakasendo Highway. Wooden buildings line the 1-km-long road, and the old wooden bridge remains, retaining the atmosphere of the Edo Period.

Kisoji Tourist Site <http://www.kisoji.com/english/index.html>



Nagoya 名古屋

As the largest city in the Chubu Region, Nagoya is a good starting point for travel in this area. It is also the site of the Chubu Centrair International Airport, which has regular connecting flights to international and domestic locations. Here, you can see Nagoya castle, redolent with history and the air of military command. You can also enjoy unique *Nagoya-meshi* (Nagoya-style cuisine) such as *tebasaki* (Japanese-style Fried Chicken) and *hitsumabusi* (grilled eel on rice).



Nagoya Tourist Information <http://www.nagoya-info.jp/en/>

Shinano-Omachi

信濃大町



Matsumoto

松本

SHINANO STOP



Seba

洗馬

Narai

奈良井

Kiso-Fukushima

木曾福島

SHINANO STOP

Nakatsugawa

中津川

SHINANO STOP

Nagoya

名古屋

SHINANO STOP

DAY 3

AM From Dentetsu Toyama Station, take the Toyama Chitetsu line to Tateyama Station
From Tateyama Station, take the cable car to Bijodaira
Tateyama Kurobe Alpine Route
PM Arrive in Ogizawa, take bus to Shinano-Omachi
From Shinano-Omachi, take the JR Oito Line to Matsumoto
Arrive in Matsumoto
Walk around city; to hotel
Stay overnight in Matsumoto

Stay overnight in Matsumoto

DAY 4

AM Sightseeing at Matsumoto Castle and around Matsumoto City
PM Transfer to the local JR train to Narai
Sightseeing around Naraijuku
From Narai, transfer to the JR Limited Express *Wide View Shinano* to Nagoya
EVENING Arrive in Nagoya
Sightseeing around Nagoya at night, dining, strolling, then to the hotel
Stay overnight in Nagoya

Stay overnight in Nagoya

DAY 5

Sightseeing around Nagoya, shopping
From Nagoya Station, take the Meitetsu μSKY to Chubu Centrair International Airport
Fly home

Condition of the use Tateyama Kurobe Alpine Ticket

- For reserved seats, please book a reserved seat on ordinary cars for limited express trains for outbound travel when purchasing the ticket. For the return train, please make a request at the time of purchasing the ticket or at the departure station of the ticket, stations in the vicinity, or at major JR stations beyond the Alpine Route (seat reservations cannot be made with seat reservation machines for this ticket).
 - No change of travel area or use with other discounts.
 - With the Hida Course (Via Takayama Line /Chuo Line), stopovers may be made limited to the following areas: between Gifu and Hida Furukawa on the Takayama Line; between Nakatsugawa and Seba on the Chuo Line; and between Shinano-Omachi and Matsumoto on the Oito Line.
With the Shirasagi Course, stopovers may be made limited to the following areas: between Nakatsugawa and Seba on the Chuo Line; and between Shinano-Omachi and Matsumoto on the Oito Line.
 - Reverse route is also available for both courses.
 - No stopovers can be made in areas other than those specified for each type.
 - Refunds are available at the "Purchase Locations" for unused tickets within their validity term (before departure time of the designated train) for a prescribed handling surcharge.
 - If you miss your designated train, you may ride on a non-reserved seat in the ordinary cars of a train that departs after your designated train, one and only on your designated departure date.
 - Please refer to the JR Central website for the rules that apply if you lose your ticket.
- With the Hida Course, reserved seats on ordinary cars of Limited Express Wide View Hida and Limited Express Wide view Shinano are available one time each for both to and from the Alpine Route.
- With the Shirasagi Course, reserved seats on ordinary cars of Limited Express Shirasagi and Limited Express Wide View Shinano are available one time each for both to and from the Alpine Route.

Terms and Rules for Japanese Railways

◎ Limited express

On JR lines, limited express trains require both the basic fare ticket as well as a limited express ticket, charged separately. However, rail companies other than JR differ in this - some use basic fare ticket, and others require separate charges for specific trains or cars. Please ensure you check before traveling.
Note: With the Tateyama Kurobe Alpine Ticket, you can use non-reserved seating for all sections within the area, and reserved seating for specific designated sections as you wish with no additional charge.

◎ Reserved seats (for JR)

Train cars and seating is reserved. To use reserved seating on a limited express, before boarding the train either purchase a limited express reserved seat ticket, or reserve a seat at the "Tickets" sales area.

◎ Non-reserved seats (for JR)

Neither trains nor seats can be reserved. However, non-reserved seats in limited expresses will also require in addition to the regular ticket a non-reserved limited express ticket (charged separately).
Note: With the Tateyama Kurobe Alpine Ticket, if a section is within the area, a limited express can be used with no additional charge.

◎ Getting-off mid-journey

This refers to leaving the station within the sections indicated on the ticket. This does not apply to getting off the train for transferring, if you do not pass through the ticket gate. Tickets that permit this allow the user to continue travel to their destination using the same ticket. However, with the exception of tickets that specifically allow free travel within sections, back-tracking is not allowed.

Things to know when using railways within Japan

◎ Mobile phones

Please refrain from using mobile phones within trains. Additionally, please show consideration to other passengers by turning your phone to silent mode.

◎ Food and drink, garbage

You are free to consume food and drink on limited expresses and other trains, but instead of leaving empty food containers, cans, and garbage on the seats, please discard these in the waste receptacles within the train or on the platforms. Additionally, garbage may need to be separated depending on its composition, so please dispose of garbage as indicated.

◎ Lining up

If other passengers are lining up at the location of the carriage door as displayed on the platform, this lets everyone board the train in an orderly fashion.

◎ Departure times

Japanese railway timetables are accurate, and trains normally run on time. Additionally, even if you have a reserved seat, the train will not wait for you. Please ensure you are on time for departures.

Weather and clothing when traveling the Tateyama Kurobe Alpine Route

- April** Temperatures frequently drop below freezing. Wearing a heavy overcoat and bringing a neck-wrap and gloves for protection against cold is strongly encouraged.
- May & June** Murodo and the Midagahara Plateau are still covered with snow, but the weather is not freezing cold — around 10° to 15°C. Water-resistant boots are recommended for comfort. Don't forget your sunglasses to protect your eyes from sunlight reflected from the snow.
- July & August** The Alpine route is best for a visit in summer, but high up on the mountain, the sunlight can be very bright. Wear a long-sleeved shirt or jacket to prevent sunburn. Sunblock is also recommended.
- September & October** In October, there may be snowfall in Murodo, but the weather is still not freezing cold. A warm jacket, or better yet a windproof jacket, is recommended.
- November** Temperatures frequently drop below freezing. Wearing a heavy overcoat and bringing a neck-wrap and gloves for protection against cold is strongly encouraged.

Central Japan website

en.go-centraljapan.jp/

Chubu District Transport Bureau, Ministry of Land, Infrastructure, Transport and Tourism
Central Japan Tourism Promotion Association